

Guard Rail 1200mm Post with Baseplate

Specifications



SKU:	GRAILP1200
Description:	Guard Rail 1200mm Post with Baseplate Surface Mount Double Punched: suitable for installing 2 guard rail beams
Material:	Galvanised steel
Post:	6mm "C" channel post welded to Baseplate
Post Dimensions:	1200mm High 178mm Wide with 76mm Returns
Base Plate:	300mm x 300mm Square 10mm Thickness
Weight:	18kg
Compliance:	Galvanised to AS 4680:2006 "Hot-dip galvanised (zinc) coating on fabricated ferrous articles."

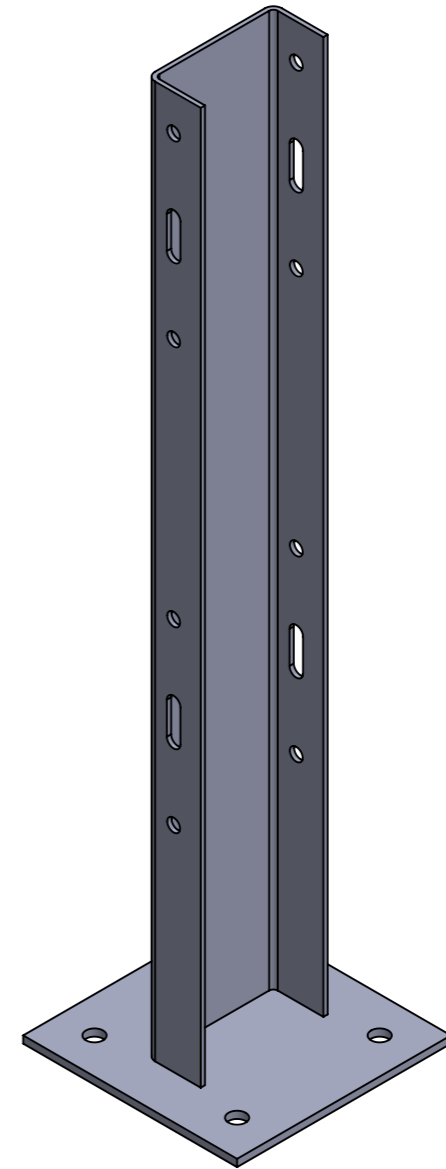
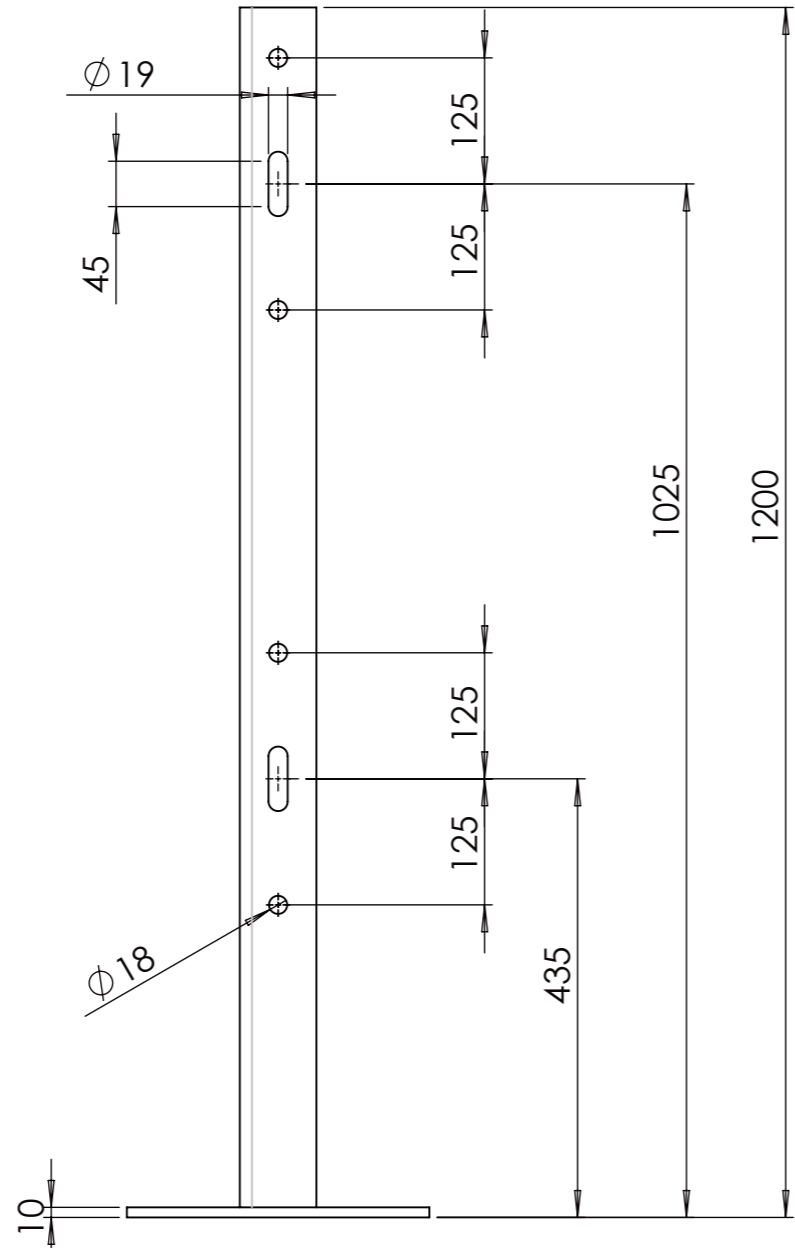
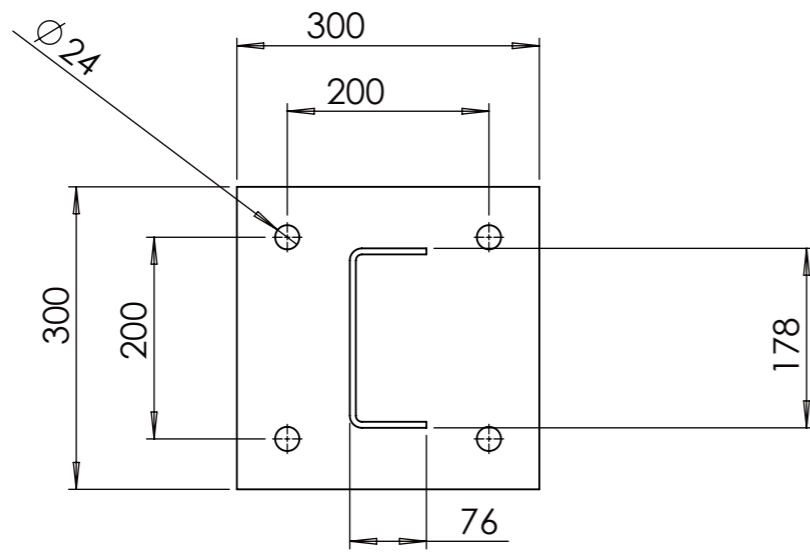
1200mm Post with Base Plate for Guardrail.

The most common form of fixing guardrail to a concrete surface.

6mm "C" channel post welded to a 300mm x 300mm x 10mm baseplate.

The 24mm holes in the baseplate offer superior strength when using a 20mm true bolt or chemset stud.

The post can be punched in 1, 2 or 3 rail combinations to suit customers requirements.



DOUBLE RAIL POST ON PLATE

Date 27/11/2018

Format A3

Sheet 1/1



Scale 1:7.5

